



The Bilge Pump

The Official Log of the Northwest R/C Ship Modelers

November, 2012

2012 COMING TO AN END

DATES OF INTEREST

November

- 1st Club Meeting
- 4th Fun Float
- 5th Skagit Meeting
- 15th Dec. Dinner
Payment Due

Pacific Maritime Expo has been **cancelled**.

December

- 3rd Skagit Meeting
- 6th Club Meeting
at Embassy
Suites
- 9th Fun Float

The end of the year has rolled around and there are only a couple more activities in which to participate before ole Father Time brings in a new year.

On Veteran's Day Dain Webster has arranged for a display of our military models at the Everett Imagine Museum. Dain would like all members who would like to participate to bring their models to Galaxy this Thursday November 8th, at 10:00 AM coffee, so that they can be taken to the museum.

Even though we are not going to have the pond at Work Boat Expo, many members are planning to attend to take in the scenery and maybe even go across the street for a Ruben sandwich.

The Cliff Shaw Award Committee has requested that nominations for this year's award be forwarded to either Ron Bray or Allan Wing by November 15th, so that the committee can meet and determine a recipient before the December meeting.

In this issue:

December Meeting Information	3
November Minutes	4
A Correction From Kevin Klocke	6

Our next meeting is the meeting at the Embassy Suites in Lynnwood on December 6th. You are urged to get your reservation into Ed Maurer by the 15th of November so we can assure the hotel that the number of attendees will be sufficient for their requirements.

Dain will be handing out the awards for the buoy contest at the meeting and the introduction of our new President and Vice President will take place. We have two "old timers" who have stepped forward to take the helm. Bob Jacobsen will be handling the Presidency and Robert Osmond will fill the Vice President role. We can be assured that next year will bring some new and exciting approaches to our activities.

Our Fun Floats will continue at the pond at the Center for Wooden Boats as Bellevue has drained their pond for the winter.

Your President and Vice President had a very pleasant meeting with the Northern contingent Monday evening. Keith Schermerhorn brought in a video from 1996 which showed many of the events of the club and where they took place in that year. It was enjoyable to listen to the comments of the members in attendance, as they reminisced about the days of yore. There were some very beautiful boats in the water and they were much larger, as a whole, than the ones we see in the pond today. A very fine group of fellows up North!

This old Scribe wants to wish you all a very happy Thanksgiving and warns you to not stay too long at the table. I am told that is what causes all the problems.



December 6th Meeting Information

These are the arrangements for our December meeting, as determined by the appointed committee and approved by a vote of the attendees at the September meeting. The venue has been set for the Embassy Suites, 20610 44th Ave. West, Lynnwood, WA on December 6th.

See this link: www.seattlenorthlynnwood.embassysuites.com

The dinner is a served, sit-down affair, the room will have seasonal decorations, including a Christmas tree. Tables will be round for the seating,

The following is the menu, as presented by the committee:

Winter Mixed Green Salad with Shaved Fennel, Jicama and Roasted Almonds with Raspberry Vinaigrette dressing.

Roasted Turkey Roulade, which is sliced roasted turkey, stuffed with sage and spinach.

Roasted Garlic Mashed Potatoes and Traditional Gravy

Candied Yams and Cranberry Sauce

Holiday Bread Basket with Creamy Butter

Gevalia Brand Coffee, Tea and Decaf

Assorted Holiday Desserts

There will be a **No Host** bar in the room.

The pre-paid dinner cost is \$44.00 per person, which includes tip and taxes. Make checks payable to NWR/CSM and deliver to Ed Maurer, to reserve your places by November 15th. Reservations are necessary to assure the numbers of dinners and tables prepared by the hotel. After December 1st, the cost per person will be \$50. People arriving without a reservation will take their chances, the hotel only prepares for a 5% reservation overage.

Over night stay:

The hotel is offering a "Ship Modelers" special rate for the event. There are two room types, king suites and double suites (two beds in the room). The king suite rate will be \$124.00 and the double suite rate will be \$139.00. The rate includes complimentary cooked to order breakfast. Room reservations can be made by calling the hotel at 425-775-2500 and telling them you want the Ship Modelers rate.

NOVEMBER MEETING MINUTES By Dr. Ron

The meeting started promptly at 1900 hours under direction of our commodore, **Lee Stewart**. No guests or new members were noted. Lee encouraged members to send **Ed Maurer** money for the December dinner meeting at the Embassy Hotel. **Dain Webster** reminded us to get our military boats ready for display over the Veterans' holiday weekend. He offered to transport them to the Imagination Museum in Everett if we would bring them to Galaxy Hobby, Thursday Nov. 8th, morning during our donut and coffee session. If you would rather take them up yourself, there is a loading dock and free street side parking. Modelers were also encouraged to be present on Monday to answer questions regarding their models. This may be an opportunity for recruiting new members.

Lee stated that nominations for the **Cliff Shaw Award** should be e-mailed, phoned in or mailed to **Allan Wing** or **Dr. Ron**. Allan, **Keith Schermerhorn** and Dr. Ron will meet to select the best nominee. The recipient will be announced at the December dinner meeting. Submissions for the best build were presented for judging by **Mike Shaw**. **Roger Lyons** displayed his scratch built coast guard cutter which he served on while on active duty. He has been working on it for the past six years with many unique functions. **Mel Suelzle** presented his New York fireboat build which has taken two years of scratch building effort to complete, exhibiting incredible detail. Dr. Ron showed his Billings kit of the *Calypso* and described some of the modified items and strength and weaknesses of this kit.

Nominations were entertained for next year's slate of officers. Ed Maurer was nominated for secretary-treasurer, **Robert Osmond** for vice president and **Bob Jacobsen** for president. There being no other nominations, all were unanimously elected. The fun float this Sunday will be at the Lake Union pond since the Bellevue pond has been drained.

Dave White has a railroad friend who would like to acquire a static model tug, so contact Dave if you know if there is one available. **Dave Green** had more raffle tickets for sale to raise funds for Medic One.

After the break Ed announced that there are 23 registered for the Christmas dinner. The possibility of canceling this function if we don't achieve 32 reservations was mentioned, which would mean that the club would lose the nonrefundable deposit. So please get your reservations in by the 15th of the November.

Tom Stevens started the show and tell by bringing in a large Uniflite model he purchased from the **Jack Spore** estate. He showed it as it is now and will be doing a

lot of work upgrading it in the near future and will bring it in to show these nuances. This may be the only pleasure boat model with Kort nozzles which may or may not be present in the future. Mel demonstrated the function of his new Dimension Engineering speed control mixer which has been installed in his Southampton tug. With this new device one can control the forward, backward and turning with one joy stick on the transmitter, He is using the elevator, aileron channels for the task. Someone mentioned the club purchasing a couple of these Southampton tugs for the kids to run at our events and hopefully encouraging them to consider our hobby. **Phil Northrup** showed his handmade props for the Southampton and described how to make them. He then sold them to Bob Jacobsen .

The meeting concluded at 2015 after a lot of stimulating discussions.



Doc's *Calypso*

Roger's Cutter



Mel's NY Fireboat

A Letter From Kevin Klocke

The information pertaining to why the pond will not be present at the 2012 Pacific Maritime Expo that was published in the October 2012 Bilge Pump is incorrect.

I would like to set the story straight with the real reasons that the pond will not be present.

With the football stadium at the University of Washington being torn down and rebuilt, all home Husky football games are being played at the CLINK (QWEST Center). This limits the dates available that include Saturdays, which is why the PME dates were changed to the end of November and the beginning of the week. The dates would normally have been the 15 thru the 17 of November; instead the dates for 2012 are the 27, 28 and 29th. This now ends 5 days prior to the Work Boat Show in Louisiana starts. (both shows are run by the same management company). This has left many vendors deciding not to participate at PME due to the difficulties in getting equipment and personnel moved to Louisiana in time for the next event. PME does not make any money with the presence of the pond, we are merely entertainment. If you go onto the PME website and look at the floor plan, you will notice where the pond was in 2011 is now designated as vendor space. The PME is trying to make up for the possibility of lost revenue from the vendors that may not be participating this year.

With this being stated PME cut the floor space for the pond, but gave Fat Cat RC Marine the option to purchase this space at our own cost (last years cost was \$4000 for this space and 2012 cost would be higher). In contacting the show coordinator they had decided that with or without a sponsor that they were not going to have the pond this year. As I already stated the PME needs to make revenue and the pond does not do that for them.

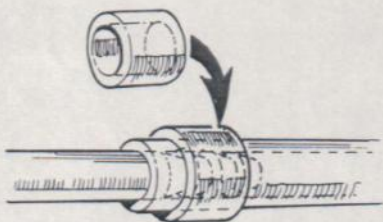
It was also stated that I could not get sponsorship for the pond. This information is not correct. I had been working with the Port of Seattle, Western Towboat, Markey Winch and JonRie Intertech all of which were very interested in helping with sponsorship of the pond. With all this being said by the time that we were informed that there was no space at the PME for the pond; we were told that it was too late for us to get the needed sponsorship for this space.

I appreciate all support form the club members last year and hope that we will be back at the PME in 2013.




Construction Techniques

Modelers spend many hours in the workshop building and assembling their models. Some enjoy this work; others accept it as a necessary evil. Here are some tips that will help take the toil out of the task.



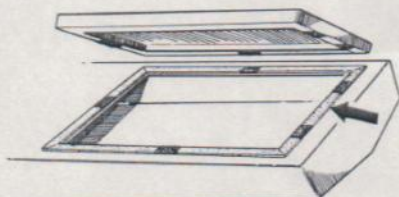
FUEL-LINE AND WATER-LINE RETAINERS

Plastic and rubber lines sometimes slide off pipes. Cut short pieces of the line and slip them over the top by stretching them with hemostats or long-nose pliers. These pieces will contract and pinch the lines into position.



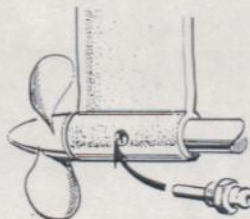
QUICK-RELEASE HATCH

Glue a wooden block into your boat's hull, then drill and tap it for a nylon screw. Remove the head of the screw, and drill its shank to accept an R/C car body clip. The hatch should be pressed down so that it lightly compresses the rubber gasket. Install a rubber washer under the body clip so that it doesn't scratch your paint.



WATER-RESISTANT HATCH

If your deck hatch is held down with pieces of Velcro® tape, water can seep into the radio/engine compartment when the boat turns sharply or goes astern. To solve this problem, fill the gaps between the Velcro® pieces with foam draft excluder (see arrow). When the hatch is pressed down, it will form a tight seal.



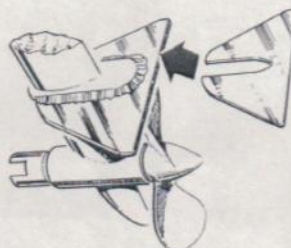
GREASING GUTS

Disassemble the strut and propeller shaft, then drill a 1/8-inch hole in the side of the shaft bushing. Solder a short piece of 1/8-inch brass tube into an automotive grease nipple, and then snap this onto a grease gun. A couple of squeezes of the grease-gun lever will be enough to drive out water and old grease and inject fresh lubricant.



POSITIONING HARD-TO-REACH NUTS

Wrap a strip of masking tape around your index finger with the sticky side facing out. A nut or washer that's stuck to the tape is easy to position.



CAVITATION CURE

Prop cavitation is similar to a slipping clutch in a car—lots of revs but no "go"! Air bubbles around your boat's prop cause a tremendous loss in efficiency. Many full-size boats have anti-cavitation plates, and you can make one for your model out of thin metal. Epoxy it to the strut as close to the propeller arc as possible. Your boat's performance will be greatly improved!



Club Officers

President

Lee Stewart

Vice President

Bob Wickham

Treasurer

Ed Maurer

Membership Data Base

Gordon Canney

Webmaster

Mike Jones

Newsletter Editor

Lee Stewart

Skagit R/C Meeting Contact

Keith Schermerhorn

Website:

www.shipmodelers.com

Email:

info@shipmodelers.com



We Take Your Fun Seriously!



R/C Planes • Boats • Cars • Trains
Plastic Kits • Rockets • Supplies

**19332 60th Ave. W.
Lynnwood, WA 98036**

**(425) 670-0454
FAX (425) 778-3099**

**196th & Hwy 99 - In James Village Shopping Center
www.galaxyhobby.com**

Membership and Renewal Form

Dues are \$25.00 per year

Make checks payable to:

North West R/C Ship Modelers

Mail to: Ed Maurer, 22309 54th Ave. W., Mountlake Terrace, WA 98043

(Please Print)

Name

Address

City/State/Zip

E-Mail

Telephone

