



The Bilge Pump

The Official Log of the Northwest R/C Ship Modelers
www.shipmodelers.com
email to info@shipmodelers.com

April 2025

Look Ahead Events

APRIL

30 SYC Opening Day Fun Float 9 to 3
Wednesday

MAY

1 Meeting at The Facility	7 pm
3 Fun Float at Bellevue Pond	9 am
14 Twilight Float at Bellevue Pond	Sunset

JUNE

5 Meeting at The Facility	7 pm
7 Fun Float at Bellevue Pond	9 am
? Anacortes Waterfront Festival	

(See their website for times)

See more details in the expanded calendar section at the newsletter end.



Read more about members' projects.

From the Bridge

Richard Lenington

Well, we had a busy April so far with a meeting, fun float, and the Hobby Expo. We still have one more event this month, the Fun Float at the Seattle Yacht Club's Opening Day on the April 30 to help start the new Seattle boating season. We had a good turnout for the meeting with 15 members and 22 members for the fun float.

I would like to thank all for the help with the Hobby Expo. Everyone had a good time. I have a few ideas to improve next year's event if we decide to do it again. We will discuss the return we receive from our great time and expense at the next meeting.

Also, we need to start planning for the regatta on August 2nd. Coming up in May is a fun float and twilight floats.



News -- Springer Polo at May 3rd Fun Float

By Robert Osmond

I will bring the #3 size junior soccer balls and the two gates. I will also have some used long door springs that can be mounted on the knees if you do not have any yet. Knees should be 7 inches apart center to center to hold the ball.

Be sure and check out your polo springers at our May 3rd Fun Float. The polo event will begin at 10:00 am. Get those door springs on and charge those batteries! Contact me if you need any parts or have any questions.



Meeting Minutes – April 3, 2025

By Steve Sunich

Photos by Steve Sunich

On April 3, **Richard Lenington** started the meeting at 7 pm with 15 members present at The Facility Makerspace on the Edmonds Community College Lynnwood location.

Richard started with some general business and **Dave White** gave a brief treasurer's report. Richard discussed the updated dates for events and the upcoming Hobby Expo. There are four events in April; our meeting, fun float, Hobby Expo and SYC Opening Day fun float. He asked for volunteers to man the booth at the Hobby Expo and to help with pond setup. Pond setup volunteers to show up at 10 am on Thursday. We also need volunteers to help with takedown on Sunday. **Mike Gullickson** gave a summary on the modifications that **Robert Wickham** and he have made to the pond. Mike has really taken charge with this endeavor. Mike, Robert and **Steve Sunich** plan on doing a pre-assembly and loading of the pond.

Brian Morse reported that we have 53 paying members and there were a few more to go. A few did not renew and there were some names that he did not recognize that have not renewed. He also asked if we would like to have a new roster, like back in 2018, that has members photos and contact information. He and Steve Sunich debated how to get that done and with what software. They thought word or excel would be just fine and would try it out. Steve volunteered to take photos of everyone, starting with whomever was at the meeting. Everyone attending the meeting had their photos taken. Anyone whom has not had their photo taken should catch Steve or Brian to get one done.

Show and Tell

Robert Osmond kicked off show and tell with a Flysky transmitter.



Robert also showed us his Swedish Police boat with a pair of jet drives, describing how motors have separate speed controls, separate jet nozzle controls so they can be turned separately or can be mixed by a radio switch so they both turn together, while the reversing buckets behind each motor can be put up or down independently to reverse the thrust. With all these separate controls the boat should be able to go sideways without moving forward or backward. Note the buckets are set to hinge down perpendicular to the bottom of the hull, which is a deep V design, so none of the reversing thrust is directed against the stern of the hull.



Bill Brookes brought in a handy, folding cart that could be used for getting boats in the water. It folds down very small to about 2" thick.

Robert Wickham brought in an old state of the art Saito steam engine that he is working on to get going again. It needs to be boiled out to clean it up. It is the biggest that Saito makes with two cylinders and also reversing. It is powered by alcohol with a double burning boiler.



He also had plans of the steamboat *River Queen* for those who were interested. There were also photos of the steam launch kit that came from Lee Stewart's estate. It is the Topaz which has a fiberglass hull.

Pat Plueard shared his expertise on some lighting gadgets he has developed. He showed us how lights are programmed and controlled with small computer chips. There were plenty of diagrams drawn on the board and the members were blown away by his knowledge of the subject.



The meeting ended and members had a chance to get a close up inspection of Show and Tell presentations.

Fun Float April 5, 2025

By Steve Sunich

Photos by: Steve Sunich and Robert Osmond




What a great day for a fun float. It was the first of the year to take place at the City of Bellevue's Downtown Park pond. I showed up really early and was worried a little because Harlan and I were the only ones there. **Harlan** comes from Port Angeles for these, so what dedication. We started to get set up and then finally members started showing up. There were 22 participants in total, so almost as big as a regatta.

The weather was clear and cool. The pond had been recently filled so had some foam from what I am guessing is the chlorine that is added. There were also a ton of spectators for which to show off so we got some good press, I think.

There were so many different boats that came out of your shops that it was unbelievable. Boats I had never seen before. We had yachts to sailboats, freighters to tugs, rowboats to jet skiers and runabouts to *Mickey Steamboat Willie* paddle wheelers.

Great job guys! I think we have the best participation relative to other clubs around the country.





North West Model Hobby EXPO – April 11, 12, 13, 2025

By Robert Osmond

Photos by Robert Osmond and Paul Williams



Robert Newell was running his recently completed "*Steamboat Willie*" boat around the pond to the delight of the onlookers. It is a fantastic cartoon boat; the smokestacks go up and down, and the side wheels propel it around the pond with an amused cow suspended from the deck crane as the music from the original Disney cartoon plays through a speaker. It had one incident when it was hit on one of the paddle feathers and had to be retrieved. Robert and his wife **Marge** were also running his *Soul* and open launch.






David Zanzig was running his new *Major* sternwheeler riverboat, which makes huge turns in our size pond. He also had his landing craft boat and noodle boats.



I ran my *Toe Boat* with the Minion crew, my *Pacific*, and my *GREEN BALL*, which I only get out every 5 years. I used to run it at Bellevue, sometimes on the shore and then off into the pond, where it spins and turns quite well. I also had my large-size yellow *Rubber Ducky* cruising around the pond. **Steve Sunich** ran his lovely boats on Friday.



Chris Merrill took his fast PT-type boats and left most of the water in the pond. **Richard Lenington** was trying to keep noodle boats running for the children, and I believe he was running his springer. **Jeff Parker** came and ran my *Pacific*, as did **Robert Wickham**, trying their hand at docking at my blue three-arm dock. **Dave White** was running his new tugboats, built by **Ron Burchett**.



Kevin Nolet ran his *Sarah* which is a Carol Moran-type tugboat. (I do not have notes about other boats running, but there were several).



We had excellent help with setting up and taking down the club pond, and thanks to **Mike Gullikson** for using his trailer and storing the pond pieces during the year.





Robert Wickham helped the **Lee Stewart** family with an estate sale in the Swap Meet building. **Keith Schemerhorn** and **Ron Burchett** kept busy selling some of Keith's and **Jerry Julian's** boats. **Mike Gullikson** also had a swap meet table, though he might have purchased a greater volume of items than he sold.




I want to thank all the members who helped with all the aspects of our efforts at Hobby Expo; it could not have been done without so many people working on set up and taking down the pond, manning the booth, and coming by to give moral support.

Model Hobby Expo is a fun venue with many other RC hobbies to watch and enjoy, from Battle Bots in 3 cages, RC heavy equipment moving, grading dirt, and model trains to watch, and many kinds of RC car activities and racing in our building and another large building to the east of our building.



My observations about our pond: For all the work that goes into the pond, it is disappointing that more members do not come to show and run boats. Fourteen people set up and took the pond down, and 14-15 members ran boats. We have more than that at almost all the fun floats except cold, rainy winter days when it drops to 2 members (the duck patrol!!!).



Robert Wickham has been working with **Lee Stewart's family** on selling his model stuff. There will be a table at the Hobby Expo where this will be displayed and sold. As a heads up, I am attaching the inventory and pictures of some of the things that will be sold. Contact Robert Wickham for more information.

[illegible]

The logo for Olympia Harbor Days is a circular emblem. At the top, the words "OLYMPIA HARBOR DAYS" are written in a semi-circle. In the center is a detailed illustration of a tugboat on the water. Below the tugboat, the words "TUGBOAT TUGBOAT RACE" are written in a semi-circle. At the bottom, "EST. 1974" is written in a semi-circle.

NWRCSM will have a table with Keith Schermerhorn displaying boats. Vic Lanza's family sets up several tents with his boats displayed and a small pond for running their boats. For more information about our display area, please contact Keith.

2025 Northwest Remote Control Ship Modelers Events Calendar

Remaining "???" dates and times will be listed as the year progresses. (Updated 3/25/25)

JANUARY

- | | | |
|---|------------------------------------|------|
| 2 | Meeting at The Facility Makerspace | 7 pm |
| 4 | Fun Float at Seattle Yacht Club | 9 am |

FEBRUARY

- | | | |
|---|------------------------------------|------|
| 6 | Meeting at The Facility Makerspace | 7 pm |
| 8 | Fun Float at Seattle Yacht Club | 9 am |

MARCH

- | | | |
|-----|---|------|
| 1-2 | Miniature Show - www.seattleminiatureshow.com | |
| 6 | Meeting at The Facility Makerspace | 7 pm |
| 8 | Fun Float at Seattle Yacht Club | 9 am |

APRIL

- | | | |
|----|--|------------------|
| 3 | Meeting at The Facility Makerspace | 7 pm |
| 5 | Fun Float at Bellevue Downtown Park | 9 am |
| 10 | NW Hobby Expo - Pond Setup | 9 or 10 am |
| 11 | NW Model Hobby Expo, Monroe | Noon to 6 pm |
| 12 | NW Model Hobby Expo, Monroe | 9 am to 6 pm |
| 13 | NW Model Hobby Expo, Monroe | 9 am to 3 pm |
| 30 | Seattle Yacht Club Opening Day Fun Float | 9 to 2 Wednesday |

MAY

- | | | |
|----|---|--|
| 1 | Meeting at The Facility Makerspace | 7 pm |
| 3 | Fun Float at Bellevue Downtown Park | 9 am |
| 14 | Twilight Float at Bellevue Downtown Park | Sunset Only boats with lights can run after dark. |

JUNE

- | | | |
|----|-------------------------------------|-------------------------------|
| 5 | Meeting at The Facility Makerspace | 7 pm |
| 7 | Fun Float at Bellevue Downtown Park | 9 am |
| ?? | Anacortes Waterfront Festival | (See their website for times) |

JULY

- | | | |
|----|---|--|
| 3 | Meeting at The Facility Makerspace | 7 pm |
| 16 | Twilight Float at Bellevue Downtown Park | Sunset Only boats with lights can run after dark. |
| 31 | Meeting at The Facility Makerspace | 7 pm |

AUGUST

- | | | |
|-------|--|--|
| 2 | NWRCSM's Navigation/Tug Boat Regatta | 8 am – 4 pm |
| 17 | BAMM Regatta See www.bammrc.com for details. | |
| 27 | Twilight Float at Bellevue Downtown Park | Sunset Only boats with lights can run after dark. |
| 29-31 | Olympia Harbor Days -- See www.harbordays.com for details. | |

SEPTEMBER

- | | | |
|-------|-------------------------------------|-------------------------------|
| 4 | Meeting at The Facility Makerspace | 7 pm |
| 13 | Fun Float at Bellevue Downtown Park | 9 am |
| 13 | Fishermen's Fall Festival | 11 am – 6 pm |
| 27-28 | Bellingham SeaFeast | (See their website for times) |

OCTOBER

- | | | |
|-----|--|-------------------------------|
| 2 | Meeting at The Facility Makerspace | 7 pm |
| 4 | Fun Float at Bellevue Downtown Park | 9 am |
| ??? | Lynden Lions Club Model Train & Toy Show | (See their website for times) |

NOVEMBER

- | | | |
|---------|------------------------------------|------|
| 6 | Meeting at The Facility Makerspace | 7 pm |
| 8 or 9? | Fun Float at Seattle Yacht Club | 9 am |

DECEMBER

- | | | |
|---|------------------------------------|------|
| 4 | Meeting at The Facility Makerspace | 7 PM |
| 6 | Fun Float at Seattle Yacht Club | 9 am |

You are welcome to contact us by email at info@shipmodelers.com and attend one of our meeting or fun floats.

The Facility Makerspace





Our meeting location is in part of the Edmonds Community College buildings (Monroe Hall) located at:

6606 196th Street SW.
Lynnwood, WA. 98036

Meetings are the first Thursday of the Month. More information on this facility can be found at

<https://facilitymade.com/>

2025 Club Officers

	President: Richard Lenington	Webmaster: Allan Wing
	Vice President:	Skagit R/C Meeting Contact: Keith Schermerhorn
	Treasurer: Dave White	YouTube & Meetup Master: Klaus Bellon
	Membership Database: Bryan Morse	Newsletter Editor: Paul Williams

You are welcome to contact us by email at info@shipmodelers.com and attend one of our meeting or fun floats.



Photo by Darlene Wing

Our club meeting location is in part of
the Edmonds College building
(Monroe Hall) located at:

The Facility Makerspace
6606 196th Street SW.
Lynnwood, WA. 98036

More information on this facility can be
found at <https://facilitymade.com/>