



The Bilge Pump

The Official Log of the Northwest R/C Ship Modelers
www.shipmodelers.com

October 2022

Look Ahead Events

NOVEMBER

- 3 Meeting at The Facility 7 pm
- 5 Fun Float at SYC 9 am
- 17-19 Pacific Marine Expo at Lumen Field Event Center in Seattle, WA

DECEMBER

- 1 Meeting at ??? 7 pm
- 3 Fun Float at SYC 9 am

More events information and updates on calendar page later in newsletter and, check our website for latest updates at

www.shipmodelers.com



Read more about members' projects.

From the Bridge

Robert Osmond

In person meetings are back!

Hello fellow RC boaters, at the October Meeting we voted to go back to in person at "The Facility" Makers Space at Edmonds Community College at 7:00 PM. The Center for Innovation & Entrepreneurship.

Edmonds College | Monroe Hall
6606 196th St SW, Lynnwood, WA 98036

I think that in person meetings and show and tell are a lot more fun and seeing what they are making at The Center for Innovation & Entrepreneurship at Edmonds College was always interesting. They have 3-D printing, laser cutting, metal working, woodworking classes and many other crafts.

Please bring your show and tell.

In the past some of us would meet at Shari's restaurant and have dinner before the regular club meetings at Galaxy/The Facility. The Restaurant is on Highway 99 at the intersection of 196th Street SW in Lynnwood, in the parking lot shared by Galaxy Hobby (now closed), Hobby Lobby, and Safeway. We will try that again; I will bring my car pool and will arrive about 5:45 PM.

Meeting Minutes – October 6, 2022

By Paul Williams

Photos by Robert Osmond and Paul Williams

NWRCSM Zoom meeting was started by Robert Osmond at 7 PM. There were 12 members.



Old Business: None

New Business:

Robert Osmond proposed increasing membership annual dues from \$30 to \$35. Discussion followed. Robert said prices for club items were more now than before. A "straw vote" was taken to get the feeling of the members. *We will continue to review this idea at the next meeting.*

Robert reported that **Steve Sunich** has received the Seattle Yacht Club's (SYC) OK to have our winter fun floats at their location.

Paul Williams asked if our Holiday Dinner meeting scheduled for December 1st would be in person or would it be a Zoom meeting? A discussion followed. It was not decided, but would be discussed at the next meeting on November 3rd.

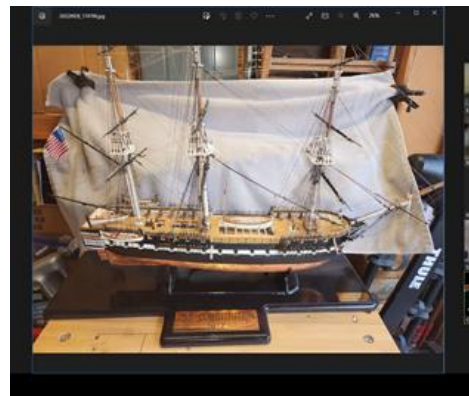
Some members asked about having an in person club meeting or alternating between in person and Zoom club meetings? A discussion followed for and against. Robert will check if possible to have meetings at "The Facility" again in Lynnwood and report at next meeting. *(Robert update -- It has been approved by the school and we will be having an in person only meeting at the Edmonds Community College's "The Facility" space November 3rd at 7:00PM. If the meeting works well, we will continue with that format.)*

Show and Tell:

Dave White started off with showing a new steam boiler for his four foot long launch boat. The boiler is quite large and runs at 40 to 60 PSI.



Chris Merrill showed the free USS Constitution war ship he acquired. It was advertised in the October newsletter "as needing a new home". The model was made with 1812 specifications, copper plated hull, 44 guns, display case and books. (Please see Chris' separate write up later in newsletter.) Robert had rescued it from going to the landfill, after a gentleman passed away.



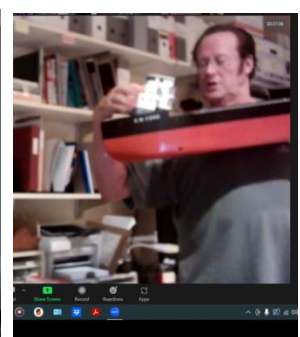
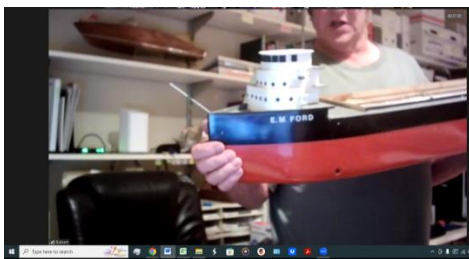
Bryan Morse mentioned that the Artist & Craftsman Supply Seattle in the U District has a lot of supplies modelers could use, thin plywood; airbrush paints, brushes and all sorts of great materials creative people can use to make things. Website www.artistcraftsman.com. 4350 8th Ave NE, Seattle, WA 98105, phone (206) 545-0091

Keith Schemerhorn reported on the two events that he attended last month. First one was on September 17th with Bellingham's Sea Feast celebration at Zuanich Park on the waterfront. The second event was held on October 1 & 2 in Lynden, WA at the fairgrounds with the annual Lynden Lions Clubs annual Model Train and Toy Show. He also won an award for one of his models. (Please see Keith's expanded article below in the Newsletter.)




Robert Osmond showed us a few different things:

The first model boat he built, in 1980, the iron ore boat the *E.M. Ford* from the Great Lakes. It had 4 proportional channels R/C control. It was five feet long and scratch built of balsa and fiber glass. He enlarged a 3 inch long drawing from an article in Sea Classics Magazine.



He used an RV sink pump for a bow thruster, and used a disk with notches on a servo to activate micro switches to control the direction of the pump. It has a pickup with a screen on the bottom where water was pumped into a Plexiglas ballast tank that took up most the interior space and weighed the boat down to the water line. It has a small pump which gets water from a screened inlet on the bottom and pumps it out the side like a bilge pump. It had a car horn which is no longer inside it needed 12 volts. The electrical panel has 6 volt and 12 volt power for the different functions.



Robert also showed his 5-foot-long railroad barge and tugboat, both made to HO scale in all dimensions and is made from 3/8" thick black Sintra plastic sheet. The nice thing about this material for barges is that it is flat black all the way through so scratches do not show and full-size barges are flat black. It has 6' long cleats painted yellow like the real railroad barges. The Tug is a Lindberg Diesel Tug model with a modified raised pilot house. It had details but they have been broken off over the years. It has a Pittman motor with (4) AA nicad batteries and a Vantec speed controller (old School). The Kort nozzle was turned out of solid plexiglass and has the correct taper on the outside and wing/venturi shape on the inside surface. This was modeled after a real rail barge tug on the Hudson River was painted Red, White, and Blue in 1976.





Last, Robert showed his new Proxon table saw. This is a very nice small table saw with fine adjustments and a sealed body with a vacuum hose connection on the back side.

Paul Williams talked about the current September SSMA Journal that had a number of articles from NWRCSM club events:

- 1) NWRCSM's Model Boat Regatta by Chris Merrill
 - 2) NWRCSM's "Night Float May 21" by Fred Row
 - 3) NWRCSM's Tug boat picture on back cover, full page by Keith Schemerhorn.
- Ken Valk, from the Portland R/C Club, had an article building a "Lake Union Dream Boat". A lot of articles were from the Northwest clubs.

SSMA is Scale Ship Modeler's Association of North America and their website is www.ssmana.org

The issue also had an article by Frank Cook, describing using a "Circuit Maker" computer controlled machine for cutting out paper designs and letters for a name on model ship's hull.



Zoom meeting ended at 8 PM. (Additional pictures were emailed to the editor after the Zoom meeting for use in The Bilge Pump.)

Mark Your Calendars:

2023 NW Model Hobby Expo --3 Days!

April 14, 2023 – Friday
April 15, 2023 -- Saturday
April 16, 2023 – Sunday

Evergreen State Fairgrounds located at
14405 179th Ave SE, Monroe, WA 98272

More information at website www.nwmhe.com

Fun Float – October 6

By Chris Merrill

Photos by Chris Merrill and Robert Osmond


The NW RC Ship Modelers held another Fun Float on Saturday October 6, 2022 at the pond in Bellevue Downtown Park, Bellevue, WA. The weather was nice and pleasant for early Fall with clearing sunny skies and just a little wildfire smoke. No shade canopy was needed. As usual the park was busy and there were visitors stopping by to see our activities.



We were all just enjoying the morning. There were eleven members participating with multiple ships. Some brought models I have not seen before such as the Richard Lennington's RTR green high-speed racer. It went dead in the water upside down and Robert, in waders, retrieved it near the waterfall (see photo →).



There were a lot of different models present with most being tugs or crafted boats. **Dave Green** brought his larger US Coast Guard ship, but had some electrical issues.






Robert Osmond was running his very first scratch-built RC model boat *E.M. Ford*, a Great Lakes' ore boat. He had gotten the receiver and servo connectors to work again. He also ran a railcar barge and tug colored in 1976 Bicentennial red-white-blue colors which attracted some onlookers.



John Nygaard brought his fireboat with multiple nozzles and sound effects which drew all the kids to look at with the possibility of getting wet! He also brought his beautifully finished plank on frame speedboat, *Typhoon*, and his jet ski for a fast run.





We had a nice opportunity to work with a potential new member who was mentioned last month. Klaus had a model kit from Germany, Aero-Naut, that his wife gave him as a birthday gift only a month ago and he built it in time to try it out with us. The new model was making only very wide turns and so a few members gave him suggestions. I had packed a few tools in a zip lock bag that allowed him to make servo arm adjustments and get back on the water. Unfortunately, the duck feathers fouled his prop a few times and then the prop came off. I had my Harbor Tug with retrieving arms go out and return it to shore. He said he would likely join us for the next regular Zoom meeting for follow up help and I told him we were expecting to meet in person if the room was available.



I did some more hot rodding on the pond with my blue PT boat. It operated even better this time around with the third motor I installed. The additional throttle limits programmed into the transmitter continued to perform well and the battery lasted all 2 - 3 hours. I had a neighbor visiting the fun float and I was on the bench on the other side of the pond for about half of the event, so I did not get to take many pics. Thanks to Robert for providing most of these. Claus and I were the last to leave after noon.

In summary, the weather was nice, everyone had some fun on the water and the friendly interactions with members and visitors were great. I am looking forward to the next club event on the water in Seattle and/or online.

A New Good Home

By Chris Merrill


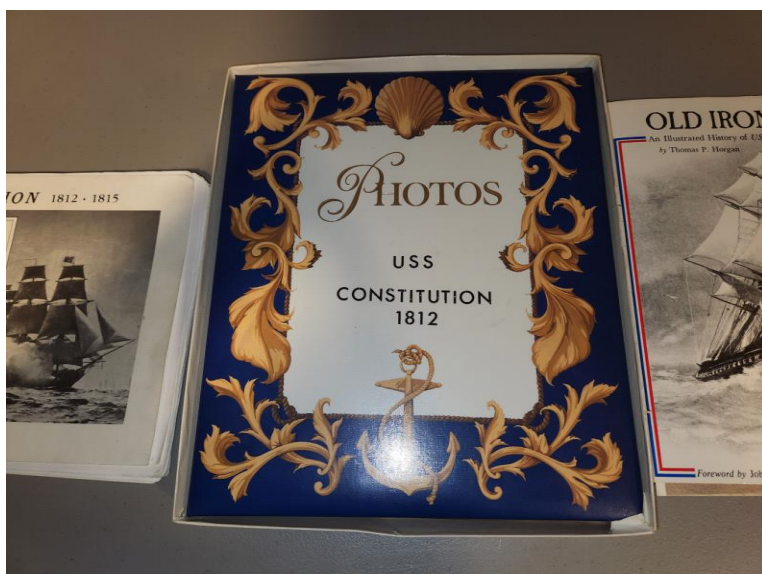
Pictures by Robert Osmond

When last month's club newsletter came out with a request for a new owner to make a new home for this fine model of the USS Constitution, "Old Ironsides" (It is the oldest commissioned ship in the United States Navy.) I jumped at the opportunity and replied right away, at

6 am! I was pleasantly surprised by a phone call from Robert Osmond that afternoon that it was all mine, and I could come and take it that day. Robert had already cut some heavy thick foam for when he moved it previously so we loaded up everything into both our vehicles and brought it to my workshop in my garage.



There were just a few repairs, to the two mast tops, forward mainsail spar and, boat davit and reattachment the rudder, to return this beautiful model back to full glory. I have yet to decide which room to locate it in, either my office or second floor family room where I usually set up my Lionel electric trains for the winter months. Since we have two large Persian cats that are very curious and jump up on most anything, the repairs must be done in the garage first. I know not to let much dust settle, so it will move inside soon.



I have enjoyed reading one of the books about the ship's episodes in the War of 1812 which came with the model along with the build story book and design book. As a former New Englander, I have toured the actual ship multiple times and taken my wife and two sons though the ship and museum in Boston. As a US Navy veteran, I am honored to be the new owner of this piece of naval history and will make sure to plan for a future home in a proper setting like another museum down the road. It is quite an impressive piece of modelling work with real copper hull plating like the original. And some actual wood was provided to the modeler, Johnnie Ridgway, from the ship overhaul done in 1995.



News from the North End *(from Skagit & Whatcom Counties)*

By Keith Schemerhorn

Photos by Keith Schemerhorn

Fall has arrived and the activities with model boating have slowed up here in the Northwest end of Washington State. But, events continue to happen and I was able to do a couple community displays that were well received.

The first one on September 17 was with the Bellingham Sea Feast Festival in the harbor at Bellingham, WA. This festival celebrates the food and people who work on the water bringing in catches for sale. Vendors, activities, and fresh seafood were the festival highlights. I had a 10x20 foot space to display model boats. Lots of people came by with questions, comments, and to learn some local fishing boat history. This year was a one day show, but 2023 is looking to be a two day event. I invite others to come on out and share in the fun next year. Website is www.bellinghamseafeast.org




The other event was the 37th Annual Lynden Lions Club Model Train and Toy Show on October 1st and 2nd at the Northwest Washington Fair and Even Center's fairgrounds in Lynden, WA. It features over 50,000 square feet of running model train layouts, exhibits, and vendors. This was the second year I had participated in this show as I was invited back to show the boat models again. Mostly trains with track layout displays, vendors of toys and trains, and other interesting things coming from all over the NW could be seen in the big barn, where the show is held. I even found model boats for sale and other model boats on some train displays! I had a 20 foot section for model boat display that kept me busy most of the time answering questions from train people and the public. Looking for a fun event to do next year, come on up and join in the fun. Their website is www.lyndentrainshow.com



For Sale:

Jarmac Small Table Saw for Sale


Robert Osmond has a small table saw for sale. A 12" by 9" Jarmac table saw for sale for \$60.00. This is an all metal saw, made in the USA. It does not have a blade guard, which should be available online. It uses 4" blades and has a very fine toothed blade mounted. They sell new for \$215.00 + tax and shipping.



Contact me: Robert 425-430-1400 or ss99rdcv@aol.com if you are interested

Kayak for Sale:

Bill Heath has a Kayak for sale that could be used to rescue RC boats or just to paddle. These sell new for \$299.00 + tax. He is asking \$100.00. It is 10 feet long, made by Lifetime Brand, Model Tahoma. It comes with paddles and a new Life vest. You can contact Bill at (seamanatee@gmail.com). See the attached photos



AMSTERDAM RC TUGBOAT Kit for sale \$300

Contact Ron Bray (Doc) at 206-779-0171

The Amsterdam kit by Artesanía Latina is 43" long x 10" wide x 23" high and a 1:50 scale model of the Amsterdam, a classic tall tugboat. The kit contains parts of board cut by precision laser, noble wood, gravure, brass, and cast iron. It has numerous details in chemical cut (photo-etched) to be more faithful to the original ship. The hull is made of high quality ABS so it can easily be converted into an R/C model as it is more resistant and waterproof. Interior is ready for the installation of the electrical system (not included). The water cannons to launch water are designed to be usable (mechanism not included).



New to RC boating?

Overview of RC Boat Electronics -- Mr. Dave Milbourn wrote an article called "But I Don't Understand Electronics!" for Model Boats magazine in 2013. There is a lot packed into this article and may require more than one reading to allow it to sink in (I am still rereading it). The article is free to view at website:

www.modelboats.co.uk/news/article/but-i-don-t-understand-electronics/18054

Ever wonder how they built model boats back in the 50's?

Then visit this website. It brings back memories from being a kid building these kit boats with many pictures and construction descriptions. The Keil Kraft company sold the EeZeBilt Boat Kits. <http://eezebilt.tk>



If you have a favorite website, let us know and we will share it with others.

2022 NWRCM Events Calendar

The rest of the calendar will be determined as the Year progresses and our activities increase and return to normal. (Updated 10/21/2022)

JANUARY

6 Meeting by Zoom 7 pm
8 Fun Float at Seattle Yacht Club (SYC) 9 am

FEBRUARY

3 Meeting by Zoom 7 pm
5 Fun Float at SYC 9 am

MARCH

3 Meeting by Zoom 7 pm
5 Fun Float at Bellevue Downtown Pond 9 am

APRIL

7 Meeting by Zoom 7 pm
9 NW Model Hobby Expo, Monroe 9 am to 6 pm
10 NW Model Hobby Expo, Monroe 9 am to 3 pm
(Check their website for updates WWW.NWMHE.COM)
16 Fun Float at Bellevue Downtown Pond 9 am

MAY

4 Seattle Yacht Club Opening Day Fun Float 9 to 3
5 Meeting by Zoom 7 pm
7 Fun Float at Bellevue Downtown Pond 9 am
21 Night Float at Bellevue Downtown Pond sunset

JUNE

2 Meeting by Zoom 7 pm
4 NWRCM's Model Boat Regatta, 8 am

JULY

7 Meeting by Zoom 7 pm
9 Fun Float at Bellevue Downtown Pond 9 am

AUGUST

4 Meeting by Zoom 7 pm
6 NWRCM's Tug Boat Regatta 8 am
20th Night Float at Bellevue Downtown Pond Sunset Only boats with lights can run after dark.

SEPTEMBER

1 Meeting by Zoom 7 pm
10 Fun Float at Bellevue Downtown Pond 9 am
XX Fishermen's Fall Festival -- **Canceled in 2022**

OCTOBER

6 Meeting by Zoom 7 pm
8 Fun Float at Bellevue Downtown Pond 9 am

NOVEMBER

3 Meeting at The Facility 7 pm
5 Fun Float at SYC 9 am
17-19 Pacific Marine Expo at Lumen Field Event Center in Seattle, WA

DECEMBER

1 Meeting at ??? 7 PM
3 Fun Float at SYC 9 am





The Facility

Our meeting location is part of the Everett Community College buildings (Monroe Hall) located at:

6606 196th Street SW.
Lynnwood, WA. 98036

More information on this facility can be found at <https://facilitymade.com/>

NWRCSM 2022 Club Officers

| | | |
|---|-------------------------------------|---|
|  | President: Robert Osmond | Webmaster: Allan Wing |
|  | Vice President: Ron Bray | Skagit R/C Meeting Contact: Keith Schermerhorn |
|  | Treasurer: Dave White | Newsletter Editor: Paul Williams |
|  | Membership Database: Bryan Morse | |

*We will resume in person club meetings on
November 3, 2022*

*The in person meetings,
will be at "The Facility" location.*

The Facility – Makerspace
6606 196th Street SW
Lynnwood, WA. 98036



Regatta pictures are available to see on YouTube. Go to YouTube website and search with the words "Tug Regatta 2022 Slide". Thanks to Chris Merrill for setting this up.