



# The Bilge Pump

The Official Log of the Northwest R/C Ship Modelers  
[www.shipmodelers.com](http://www.shipmodelers.com)

November 2021

## Look Ahead Events

### NOVEMBER

18-20 Pacific Marine Expo, Seattle, WA

### DECEMBER

2 Meeting by ZOOM 7 PM  
~~2 Annual Holiday Dinner -- Canceled~~  
~~XX Fun Float ----- Canceled~~

More events information and updates on calendar page later in newsletter and, **Check our website for latest updates at [www.shipmodelers.com](http://www.shipmodelers.com)**



## From the Bridge

Robert Osmond

The December Annual Holiday Dinner has been canceled.

During our Zoom meeting we took a vote and decided to cancel the December 2 dinner at the Spaghetti Factory due to COVID 19 concerns. The group thought that, possibly, by late spring or later we could schedule a replacement dinner which could be indoors or outdoors, without the concerns about COVID 19.



Since we canceled the December dinner we will be having a Zoom meeting on that night, which is Dec. 2, 2021 at the regular time 7:00 PM. A Zoom invitation email will be sent out.

We also decided to have a December Fun Float at the Seattle Yacht Club on Saturday Dec. 4th at 9:00 AM. Steve Sunich, our member and host, has said that he can get the small clubhouse meeting room open on the dock where we run boats so we can go inside and warm up if it is cold

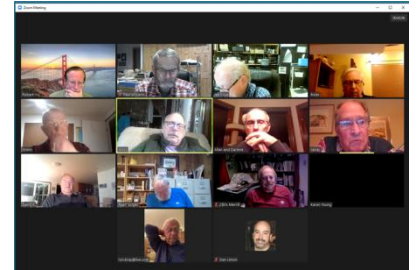
Fair winds and following seas.



## Club Meeting Minutes – November 4, 2021

By Robert Osmond

Photos by Robert Osmond and Paul Williams

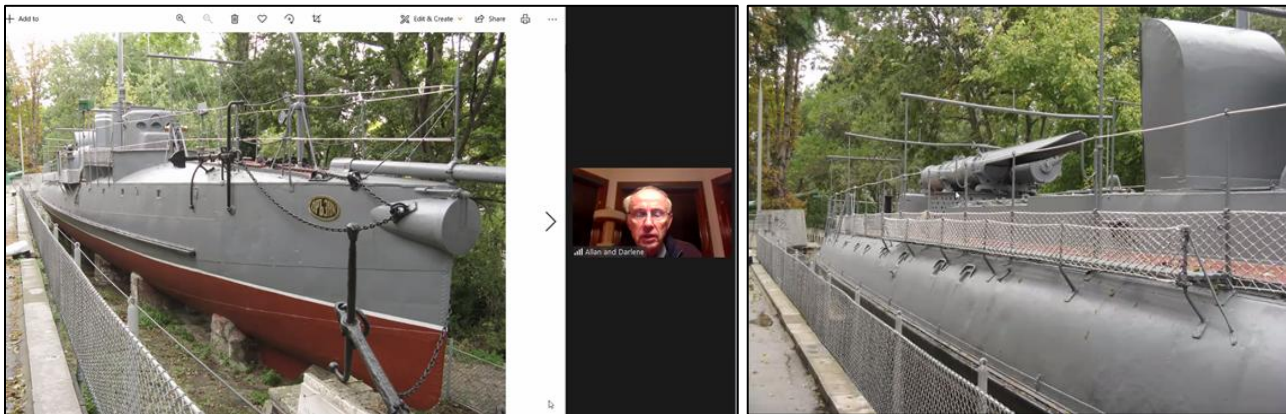


There were 14 skippers at our November Zoom meeting starting at 1900 hours.

**David Green** showed his technique for making railing stations with attached brass rings to hold railing or chain. He made over 200 stations. There will be a future write up and photos showing his jig and the steps to making these railings.

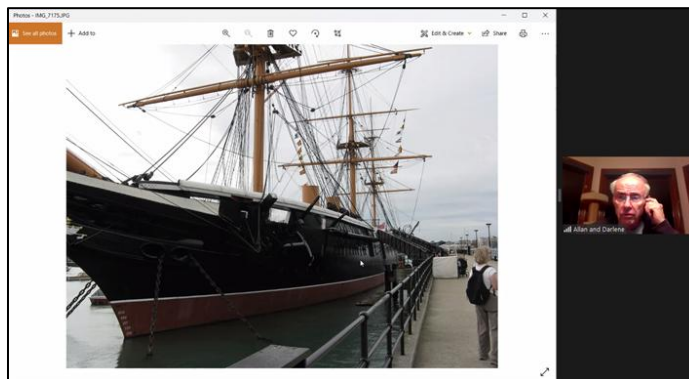


**Allan Wing** showed us photos of a Bulgarian torpedo boat that he saw when he was in Bulgaria. It had one central tube in the front and two amiable tubes on the rear deck.



He also talked about his visit to the HMS Warrior an iron steam and sail powered warship located at the historic Plymouth England Ship Museum.





**Robert Osmond** showed photos of the SS Great Britain which he and his son toured in Bristol England.



When the SS Great Britain was built she was the longest passenger ship in the world from 1845 to 1854. The ship measured 98 meters long, almost 10 meters high and had a propeller almost 5 meters (16 feet) in diameter.




She was designed by Isambard Kingdom Brunel; Mr. Brunel was a great inventor. He was the first to use a balanced rudder, which is a rudder with the rudder post part way back on the rudder which makes it easier to turn, he designed this ship.



He also designed the SS Great Western, train tunnels and iron bridges with great success. His bridges and tunnels are still in use today.



He designed SS Great Britain for the Great Western Steamship Company's transatlantic service between Liverpool and New York City. Before this, other ships had been built of iron or equipped with a screw propeller, but had not had both. She had a (4) cylinder inverted V engine and sails as backup power.



She was the first iron steamer to cross the Atlantic Ocean, which she did in 1845 in the time of 14 days. The ship was designed to carry 360 passengers in luxury, and crew of 130.


The interior featured large mirrors, decorated gold columns and a dining room large enough to seat all passengers at once. The SS Great Britain made several more trips across the Atlantic during the 1840s. In 1852, the SS Great Britain made her first trip to Melbourne, Australia. She sailed between England and Australia for the next 30 years. On a typical



trip she would carry 600 passengers, 36 sheep, 100 goats and 1,000 chickens and turkeys. She was not profitable as a passenger ship so, in 1882, she was converted into a cargo ship, working around the Falkland Islands. She remained there until 1937, a period of 55 years, being used for storing coal, and as a quarantine ship. In 1970 she was towed back to Bristol to become a museum.



The SS Great Britain has an interesting display. She is in a “dry” dry-dock with a plexiglass ceiling at the water line with a thin layer of water on top. That way when you walk up, she looks like she is floating but when you go down in an elevator, you can walk around the outside of the full in the “dry” dry-dock, which quite amazing.



After show and tell, the Zoom meeting was closed.



(Sometimes quite a few club members like to go see the real equipment for boats and ships.)

Thursday, Nov. 18, through Saturday, Nov. 20, at Lumen Field Event Center in Seattle, Washington. The largest commercial marine trade show on the West Coast, serving commercial mariners from Alaska to California. More than 500 exhibitors including equipment companies, propulsion, builders, and suppliers.

Registration for Pacific Marine Expo will open in August at [www.pacificmarineexpo.com](http://www.pacificmarineexpo.com)

## Northwest Model Hobby Expo -- Oct 30-31, 2021

By Robert Osmond

Phots by



Hobby Expo was held October 30 & 31 at the Evergreen Fairgrounds in Monroe, WA. There was not a pond this year to float our boats. But we had a double wide booth with several tables for boat display and the Great Video Mel had made for us to show about our club. Ten members showed up and helped man the booth and checked out the other activities.

There were RC trucks moving dirt etc., RC drift cars, Robot wars, ultralight airplanes, crawlers, and swap meet tables all in one large building. The other building, to the east was full of different types or RC race cars. The swap meet was in this building because the Fair Grounds are getting ready to tear down the old swap meet building to build a new modern building.





I would like to thank those that helped man the booth, **Robert Wickham, Richard Bizier, Fred Roe, Dave Green, Kevin Nolet, Chris Merrill, Paul Williams, and Lee Buse**. Without their help we could not have answered all the visitors' questions and tried to recruit new members.

Several members brought boats that were on display at our tables. **Robert Wickham** brought his first RC boat, the Louis J. It is almost all scratch built and beautiful. The next day he brought his large impressive PT boat with many special scratch built details and immaculate working spaces and wiring. He also brought his twin engine springer tow boat. It has flanking rudders which are the rudders on tow boats that are in front of the propeller and are used to direct the water when the engines are in reverse to help swing the towboat and its "tow" to negotiate the twists and turns on rivers.







**Fred Roe** had his Cougar I springer and assault ship. **Richard Bizier** had his outboard run about, a stern wheeler which received 3rd place in judging and his most recent project, a runabout which is his current project, and his large tug which took 2nd place in judging. Richard received 3rd place in the judging with his stern wheeler.







**Dave Green** had a very nice all scratch built Coast Guard 95' ship and **Kevin Nolet** had a large tug Sarah E.



I had my small steam launch, surfer, and springer hulls to show the starting point for a quick boat to get on the water with. We all had a great time visiting and meeting show goers with questions.



**Date for next Hobby Expo in 2022:**

Future Hobby Expo shows will be in April in the coming years and not in the winters as in past years.

The 2022 dates and times are

April 9<sup>th</sup>, Saturday, hours 9 AM - 6 PM and

April 10<sup>th</sup>, Sunday, hours 9 AM to 3 PM.

## Fun Float – November 7, 2021

By Robert Osmond

Photos by Darlene Wing and Robert Osmond

The November fun float was attended by 8 members and 2 guests. The guests were interested in making a powered radio controlled 26' sailboat like one of them has at the yacht club. The sky was blue and the clouds were blowing to the north as I drove across the I-90 bridge to the fun float. While running it looked like rain to the west and the north but we were not rained on.



Our newest member **Chris Merrill** was running his Horizon Hobbies 30" tug boat and pulling a hull that his grandfather made 100 years ago. It is made from a solid block of redwood. It was hollowed inside and a very nicely finished runabout shape on the outside. He is going to finish it as a runabout from the 1950's to the 60's.



**Doug Wilson** had his son Scott with him, who was running a fast white speedboat, and cutting the "capers", around the slower boats.

**Steve Sunich** was running his beautiful trawler model which is a copy of his full size trawler just down the dock from where we were running our boats.




**Rich Goodrich** was running his sailboat in the puffy winds and trying his twin motor springer with new rudder linkage.

**Allan Wing** was running his "red terror" springer, with a lower powered brushless motor, which runs on a great deal less battery power. But I do not think this set up will pull my barge under water like he did at the springer event this summer.



**Kevin Nolet** had his Sarah E tug boat, which looked very realistic on the water. I was running my Pacific and Toe boat, both of which took on a little water. I put them in the "test" tub at home. When they were submerged, with only the combing above the water (my way of testing my boats for water tightness) I found that they both had a tiny leak in the glue joint between the combing and the deck. That has now been fixed. Steve said that he can have the yacht club staff open the junior boating club area on the dock so we can go in there this winter when it is cold to get out of the weather. Where we run there is a roof over our heads so only our boats get wet if it is raining.



More fun float pictures.





*Come out and join us at the fun floats this winter.*



**Items for Sale:**

**(Nov.) Hartman tug kit for sale \$400**

By Ronald Bray

As you can see, the kit comes with a motor, gear box, speed control, pictures and many small parts. I think I paid \$700 several years ago and I don't think there are many of these classic kits still around. Please call for more information (206) 779- 0171.



Ron



**(Oct.) Keith Schermerhorn** is selling some items for a friend in Canada that were left in my shop. I can bring them down to Northwest Model Hobby Expo at the Evergreen State Fairgrounds in Monroe, Washington at the end of the month (October 30 & 31) if you are interested or you can make other arrangements. For more information contact me at [Wschem@fidalgo.net](mailto:Wschem@fidalgo.net) or call 360-306-1165 in the evenings.

\*\* 1/24th scale fiberglass hull/ deck of an SDM ( ship docking module) tug. Complete with molded in access points in the deck for easy access to the interior and the drives. This is a big model when completed and very unique. \$250.00 US.



\*\* 1/32nd scale Ken McKenzie fiberglass hull/deck with nozzles and rudders already installed, house with cut outs all complete, and extras. \$250.00 US.



## 2021 NWRCSM Events Calendar

The rest of the calendar will be determined as the Year progresses and our activities increase and return to normal. (Updated 11/12/2021)

**JANUARY**

7 Meeting by Zoom 7 pm

**FEBRUARY**

4 Meeting by Zoom 7 pm

**MARCH**

4 Meeting by Zoom 7 pm

**APRIL**


1 Meeting by Zoom 7 pm

**MAY**

~~1 Seattle Yacht Club's Boating Season Opener --- cancelled~~

6 Meeting by Zoom 7 pm

8 Fun Float at Bellevue Downtown Pond 9 am



**JUNE**

3 Meeting by Zoom 7 pm

5 Fun Float at Bellevue Downtown Pond and *Springer Event by Dave Green* 9 am

**JULY**

1 Meeting by Zoom 7 pm

10 Fun Float at Bellevue Downtown Pond 9 am

17 NWRCSM's Regatta, Registration 8 to 8:45 am, running boats begins 9 AM, all day.

31 Night Float at Bellevue Downtown Pond 7 to 10 pm, Sunset 8:45 pm

**AUGUST**

5 Meeting at The Facility 7 pm

14 Fun Float at Bellevue Downtown Pond 9 am

21 Tug Boat Regatta Registration 8 to 8:45 am, running boats begins 9 AM, all day

**SEPTEMBER**

2 Meeting at The Facility 7 pm

4 Fun Float at Bellevue Downtown Pond 9 am

~~12 Bauman's Cook Out & Running Canceled~~

25 Night Float at Bellevue Downtown Pond 7 to 10 pm. Only boats with lights can run after dark.

**OCTOBER**

7 Meeting by Zoom 7 pm

9 Fun Float at Bellevue Downtown Pond 9 am

30 NW Model Hobby Expo, Monroe 9 am to 6 pm (no pond to float boats)

31 NW Model Hobby Expo, Monroe 9 am to 5 pm (no pond to float boats)

(Check their website for updates [WWW.NWMHE.COM](http://WWW.NWMHE.COM))

**NOVEMBER**

4 Meeting by Zoom 7 pm

7 Fun Float at SYC 9 am Sunday -- new date!

18-20 Pacific Marine Expo at Lumen Field Event Center in Seattle, WA

**DECEMBER**


2 Meeting by Zoom 7 pm

~~2 Annual Holiday Dinner Meeting ..... Canceled~~

4 Fun Float at SYC 9 am





| <b>NWRCSM 2021 Club Officers</b>  |   |   |
|---|---|---|
|  | <b>President: Robert Osmond</b>         | <b>Webmaster: Allan Wing</b>                              |
|  | <b>Vice President: Ron Bray</b>         | <b>Skagit R/C Meeting Contact:<br/>Keith Schermerhorn</b> |
|  | <b>Treasurer: Dave White</b>            | <b>Newsletter Editor: Paul Williams</b>                   |
|  | <b>Membership Database: Bryan Morse</b> |   |

***Currently we have resumed having only Zoom club meetings. (October 2021)***

***When we resume in person meetings, they will be at The Facility location.***

**The Facility – Makerspace  
6606 196<sup>th</sup> Street SW  
Lynnwood, WA. 98036**